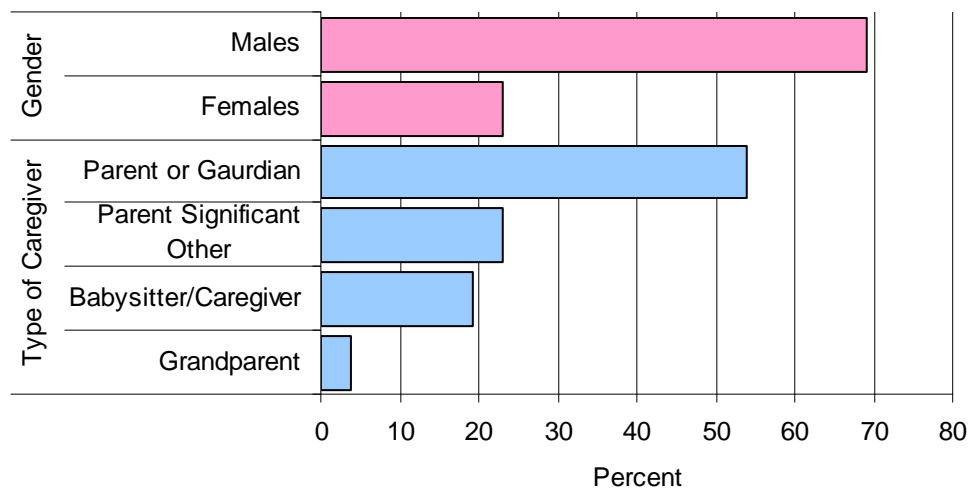


Crude death rates were highest for non-Hispanic Black children, followed by Hispanic children and non-Hispanic whites. However the number of deaths were insufficient to produce stable rate estimates.

Perpetrator Characteristics

In 18 of the 26 cases (69%), the abuser was reported to be male. Females were identified as the abuser in 6 cases and gender was not reported for 2 cases. The child's parent/guardian was identified as the abuser in more than half of the cases. In 42% of the cases, the father was identified as the abuser. The boyfriend of the child's parent/guardian (23%), a female baby sitter (11%) and female parent (7.7%) were also commonly identified.

Figure 2. Perpetrator Demographics for SBS Deaths, 2003-2007

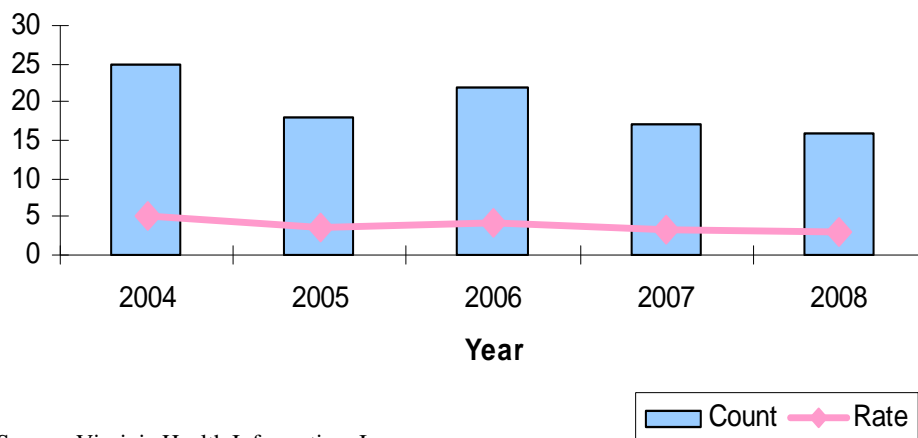


Source: Virginia Department of Health, OCME

Shaken Baby Syndrome Hospitalizations 2004-2008

Between 2004-2008, 98 children age 4 and younger were hospitalized with a diagnosis of shaken baby syndrome (SBS). The 5-year crude hospitalization rate was 3.83 per 100,000 population.

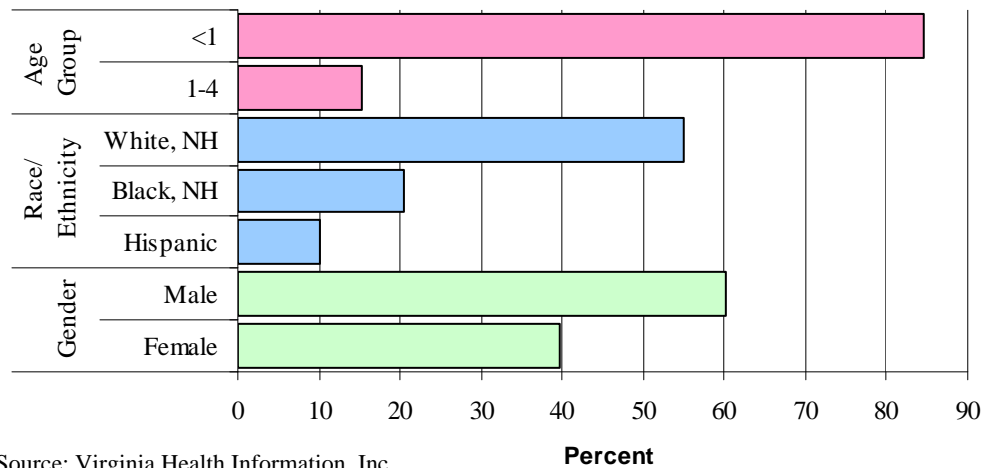
Figure 3. SBS Hospitalizations by Year, 2004-2008



Source: Virginia Health Information, Inc.

Children under the age of 1-year accounted for 84% of the SBS hospitalizations, for a 5-year crude rate of 15.9 per 100,000 population. While more than half of the children hospitalized for SBS were white, non-Hispanic, the 5-year rates for NH, whites, NH, blacks and Hispanics were comparable.

Figure 4. SBS Hospitalizations by Demographic Variables, 2004-2008



Source: Virginia Health Information, Inc.

In 63% of hospitalizations there was a valid e-code accompanying the SBS diagnosis. Of these, one-third were classified as maltreatment by the child's father or stepfather. Assault not elsewhere classifiable (NEC) or not otherwise specified (NOS) was the next most frequently reported cause of injury. Maltreatment by a non-related caregiver was listed for four cases and in two cases the child's mother or stepmother was identified as the abuser.

Table 1. SBS Hospitalizations by E-code Description, 2004-2008

E-code Description	Count	Percent
Battering/maltreatment by father or stepfather	21	33.87
Assault NEC/NOS	18	29.03
Battering/maltreatment, NOS	13	20.97
Battering/maltreatment by non-related caregiver	4	6.45
Battering/maltreatment by mother or stepmother	2	3.23
Battering/maltreatment by other relative	1	1.61
Fall from bed	1	1.61
Struck by falling object	1	1.61
Unarmed fight or brawl	1	1.61
Valid E-code Total	62	100
Missing E-code	36	36.73
TOTAL	98	100

Source: Virginia Health Information, Inc.